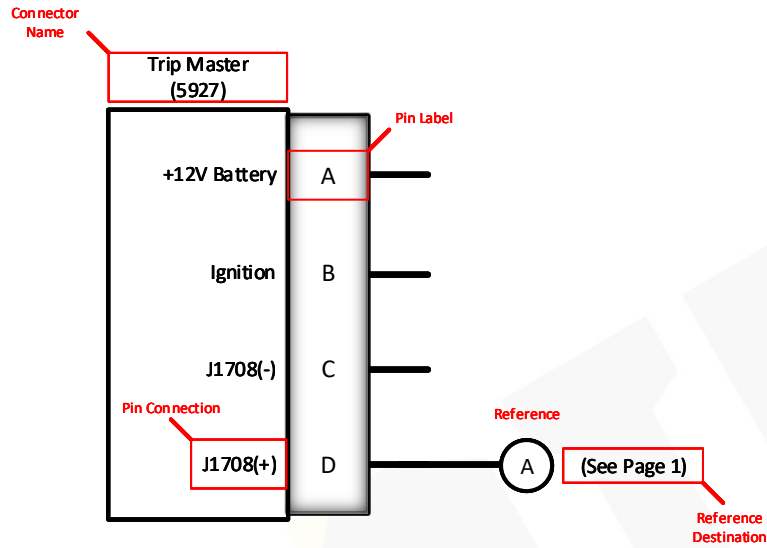


MACK

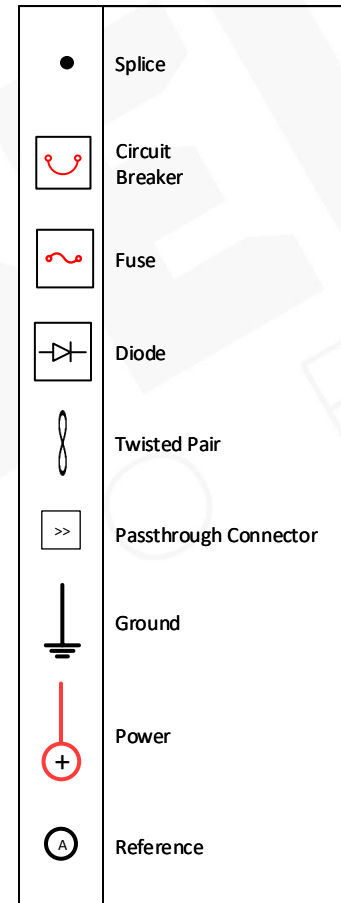
CHU-CXU-GU-TD (US10)

(2010)

Aftertreatment Wiring Schematics

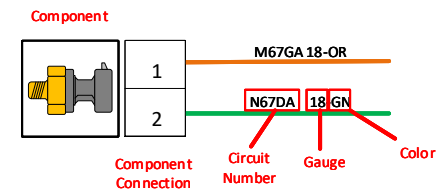


SYMBOLS



ABBREVIATION	COLOR
RD	● RED
WH	● WHITE
OR	● ORANGE
YL/YE	● YELLOW
PK	● PINK
BK	● BLACK
GY	● GRAY
PU/VT	● PURPLE
BR/BN	● BROWN
GN	● GREEN
BU/BL	● BLUE

Capital Abbreviation's Represent Wire Main Color
Lower Case Abbreviation's Represent Secondary Color



Section 1 : Aftertreatment Wiring Diagrams

Section Name	Diagram Name
SXN1_01	DPF System: Regeneration Inhibit Switch
SXN1_02	SCR System - Aftertreatment Diesel Exhaust Fluid Pump, Aftertreatment Diesel Exhaust Fluid Tank Heater Valve, Aftertreatment Diesel Exhaust Fluid Dosing Valve, Aftertreatment Diesel Exhaust Fluid Line Heater 1 &3
SXN1_03	SCR System - Aftertreatment Diesel Exhaust Fluid Tank Level/Temperature Sensor, Aftertreatment Diesel Exhaust Fluid Pump, DPF Temperature/Pressure Sensor Assembly
SXN1_04	SCR System: Power, Ground, Data Lines
SXN1_05	SCR System: After Treatment Outlet NOx Sensor, After Treatment Intake NOx Sensor

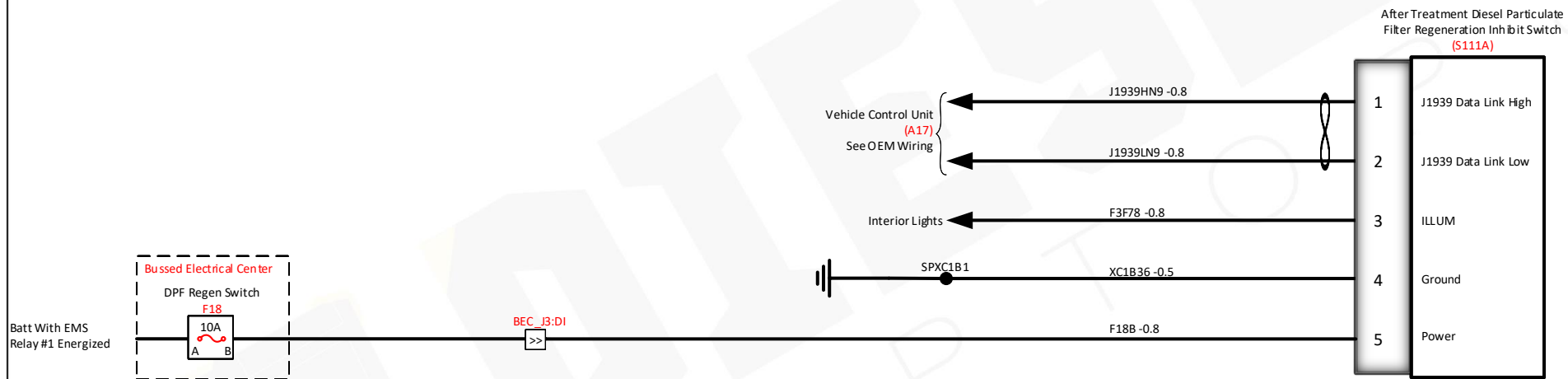
Section 2 : Connectors and Components

SXN2_01	FCEIC
SXN2_02	BEC_J3
SXN2_03	S111A - Aftertreatment Diesel Particulate Filter Regeneration Inhibit Switch
SXN2_04	A138 - Aftertreatment Diesel Exhaust Fluid Pump
SXN2_05	FCUT
SXN2_06	R32 - Aftertreatment Diesel Exhaust Fluid Line Heater 1
SXN2_07	Y81 - Aftertreatment Diesel Exhaust Fluid Tank Heater Valve
SXN2_08	R31 - Aftertreatment Diesel Exhaust Fluid Line Heater 3
SXN2_09	R08 - Can Bus Termination Resistor
SXN2_10	Bussed Electrical Center
SXN2_11	EIC
SXN2_12	B115 - Aftertreatment Diesel Particulate Filter Differential Pressure Sensor, B98 - Aftertreatment Diesel Particulate Filter Intake Temperature Sensor, B97 - Engine Exhaust Gas Temperature Sensor, B85 - Aftertreatment Diesel Particulate Filter Outlet Temperature Sensor

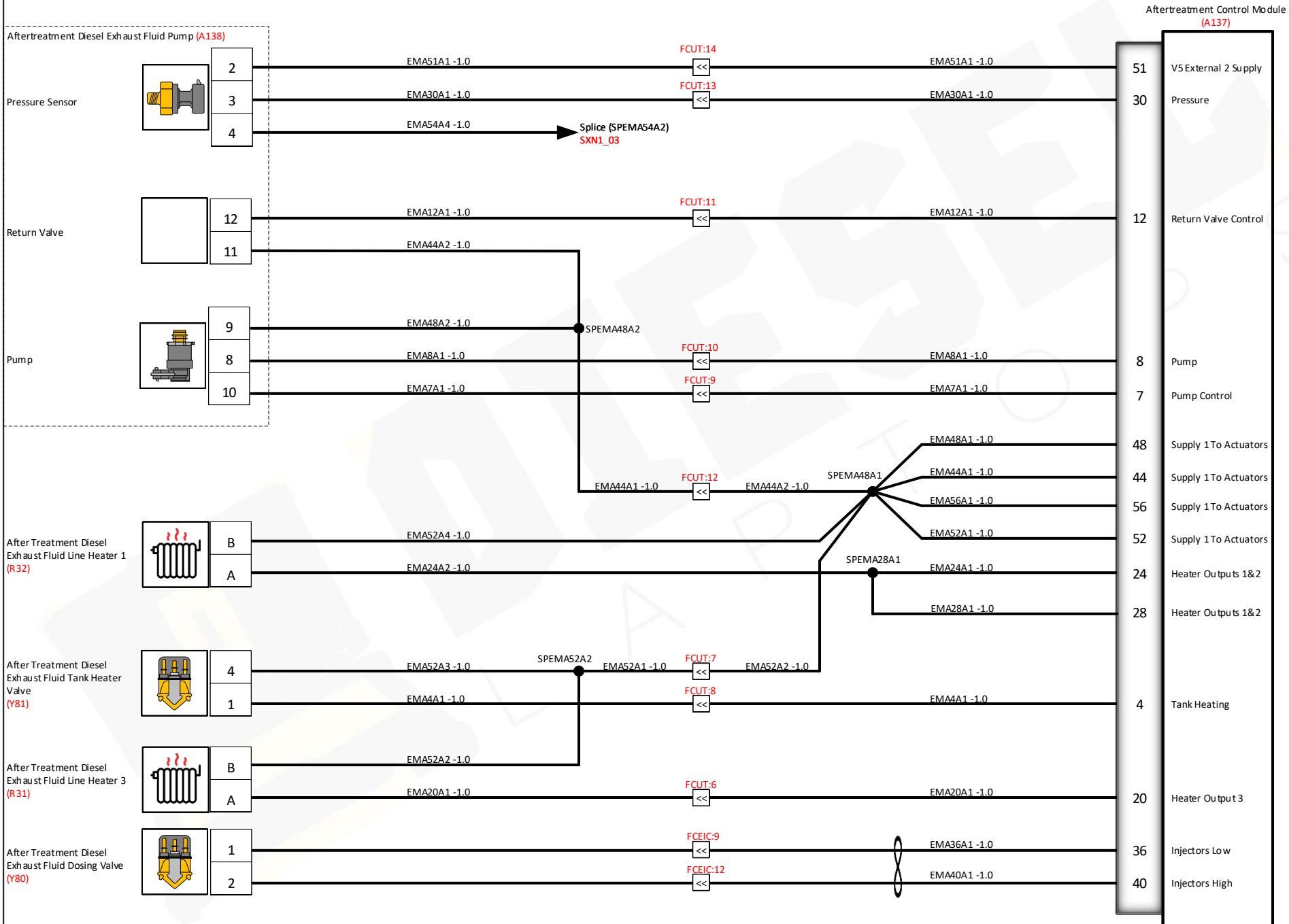
Section 2 : Connectors and Components (Continued..)

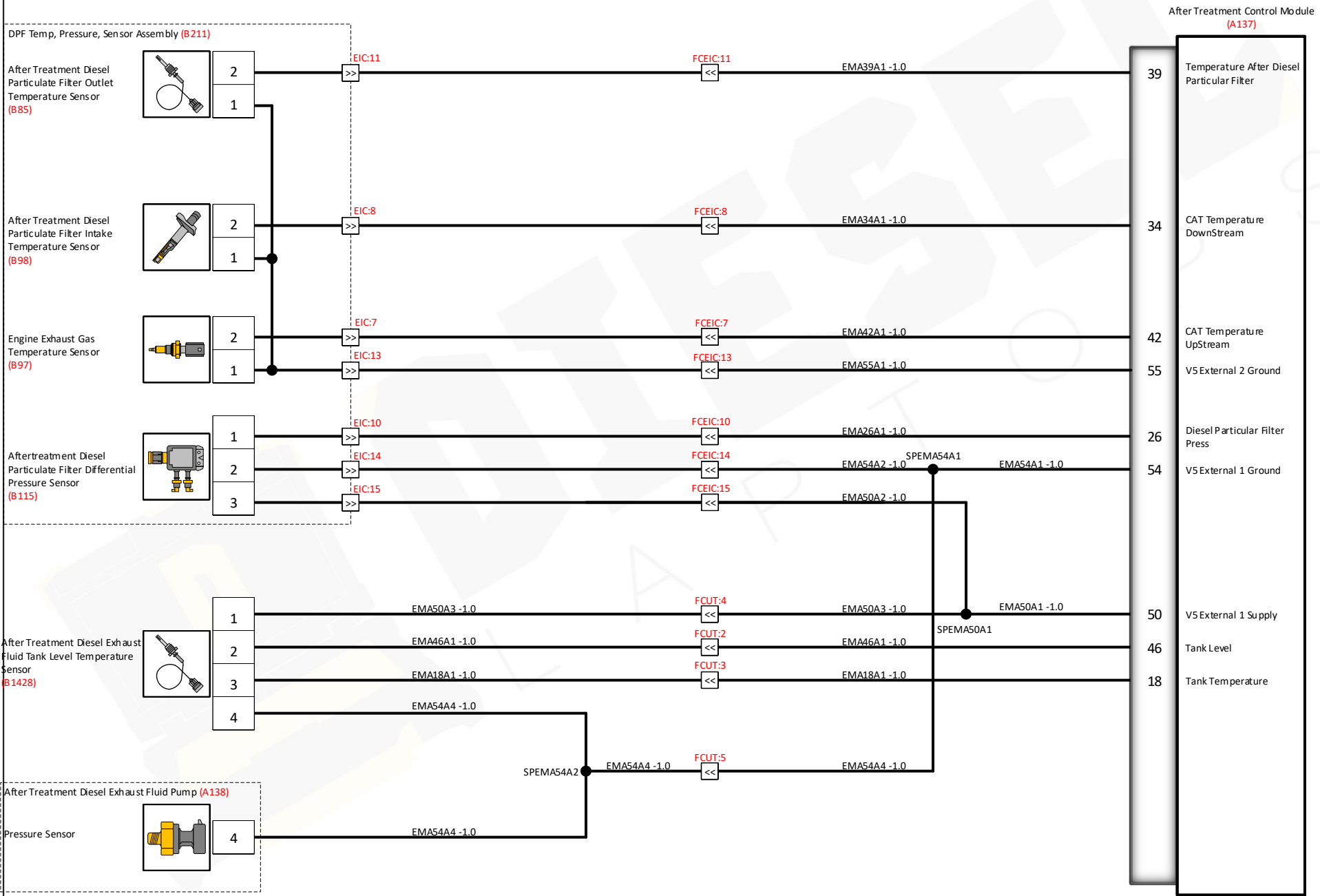
SXN2_13 **A137** - Aftertreatment Control ModuleSXN2_14 **XF1** - Frame Rail StudSXN2_15 **FCAE**SXN2_16 **G01** - BatterySXN2_17 **FB07**-Eat System FuseSXN2_18 **FB08**-Eat System FuseSXN2_19 **X11** - Engine Management Interface ConnectorSXN2_20 **R08**-Can Bus Termination ResistorSXN2_21 **EPDMC**SXN2_22 **DHFC**SXN2_23 **A14.EA** - Engine Control Module

[Return To Table](#)

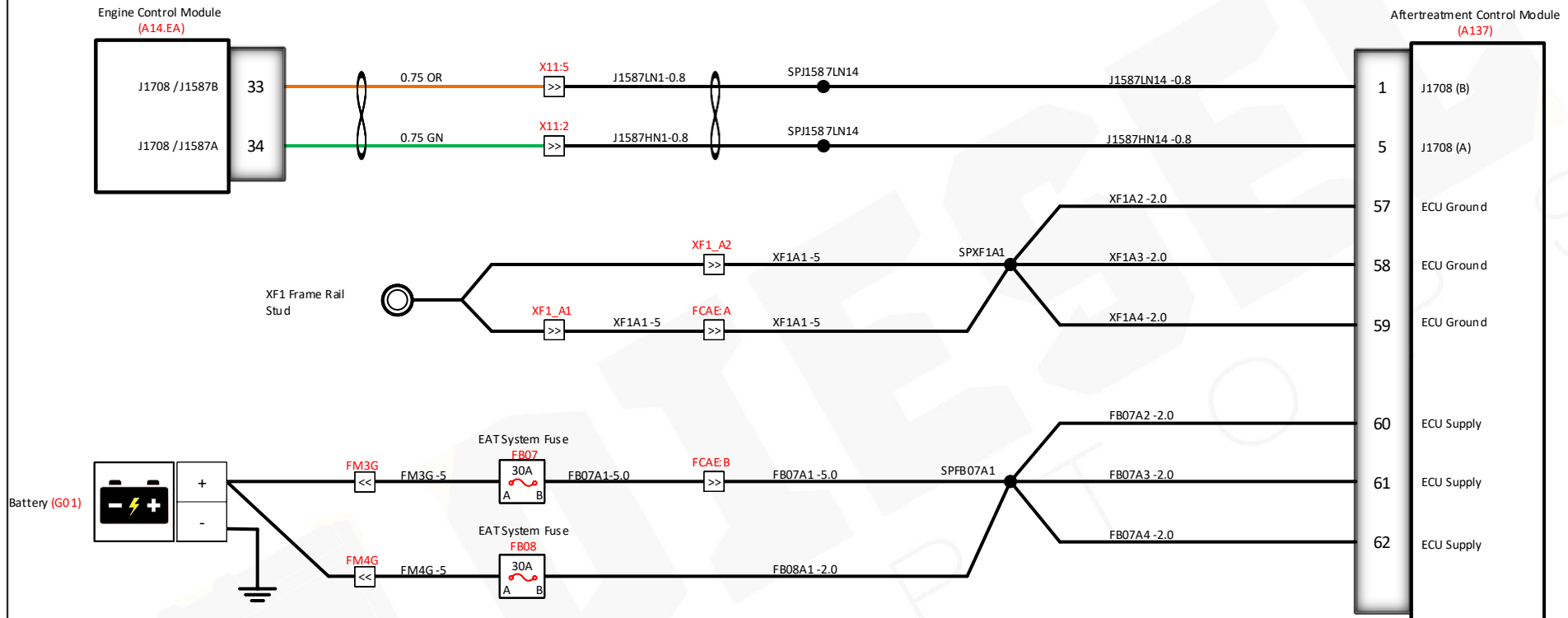


[Return To Table](#)



[Return To Table](#)


SCR System: Power, Ground, Data Lines

[Return To Table](#)


FCEIC		
Harness : FRONT_CHASSIS		
Part Number : 21082469		
Pin Number	Circuit Number	Function
1	-	-
2	J1939HB18	J1939-11/J1939-15
3	F46B1	Ignition Buss Feed
4	-	-
5	J1939LB18	J1939-11/J1939-15
6	XF1A5	Battery Ground
7	EMA42A1	Starting Aid (Ether, Preheat, Glow Plug)
8	EMA34A1	Starting Aid (Ether, Preheat, Glow Plug)
9	EMA36A1	Starting Aid (Ether, Preheat, Glow Plug)
10	EMA26A1	Starting Aid (Ether, Preheat, Glow Plug)
11	EMA39A1	Starting Aid (Ether, Preheat, Glow Plug)
12	EMA40A1	Starting Aid (Ether, Preheat, Glow Plug)
13	EMA55A1	Starting Aid (Ether, Preheat, Glow Plug)
14	EMA54A2	Starting Aid (Ether, Preheat, Glow Plug)
15	EMA50A2	Starting Aid (Ether, Preheat, Glow Plug)


BEC_J3		
Harness : MAIN_CAB		
Part Number : 967AM59		
Pin Number	Circuit Number	Function
A1	-	-
A2	F16A	Ignition Buss Feed
A3	-	-
A4	-	-
A5	XC1A30	Cab Ground
A6	CB2	Ignition Buss Control - Control of buss relay by Vehicle ECU
A7	-	-
A8	F21A1	Ignition Buss Feed
A9	-	-
B1	F64A1; F64A3	Ignition Buss Feed; Ignition Spare
B2	-	-
B3	-	-
B4	-	-
B5	XC1A27	Cab Ground
B6	F8A6; F8A3	Ignition Buss Feed
B7	F10A	Battery Buss Feed
B8	-	-
B9	F22A	Ignition Buss Feed
C1	-	-
C2	F31A	Ignition Spare; Electronic Controlled Transmission; Ignition Buss Feed
C3	F81A1	Electronic Controlled Transmission
C4	-	-
C5	XC1A58; XC1A76; XC1A67	Cab Ground
C6	-	-
C7	-	-
C8	F23A	Ignition Buss Feed
C9	-	-
D1	F18A; F18B	Ignition Buss Feed
D2	-	-
D3	F6A2	Battery Buss Feed
D4	F53A	Heater/AC (Cab)
D5	GB2	Heater/AC (Cab)
D6	-	-
D7	-	-
D8	-	-
D9	F8A9	Ignition Buss Feed

E1	-	-
E2	F65A; F65A4; F65A3	Battery Buss Feed; Ignition Spare
E3	F6A4; F6A3	Battery Buss Feed
E4	-	-
E5	F42B9	Back Up
E6	F8M3	Ignition Buss Feed
E7	-	-
E8	-	-
E9	-	-
F1	F69A	Ignition Buss Feed
F2	-	-
F3	F61A	Battery Spare
F4	-	-
F5	F8A3	Ignition Buss Feed
F6	-	-
F7	XC1E29	Cab Ground
F8	-	-
F9	-	-
A10	-	-
A11	HC14	Brake (Air/Hydraulic) Indicator and Gauge
A12	F5A; F5A1	Battery Buss Feed
B10	F5B1; F5B	Stop
B11	F5B2; F5B3	Stop
B12	F7D3	Key Switch Feed
C10	F5B4	Stop
C11	F3K	Gauge (Inst) Lamp
C12	F3F	Gauge (Inst) Lamp
D10	-	-
D11	-	-
D12	-	-
E10	-	-
E11	F10A1	Battery Buss Feed
E12	-	-
F10	-	-
F11	19A; F19A1; F19A2	Battery Buss Feed
F12	-	-

Aftertreatment Diesel Particulate Filter Regeneration Inhibit Switch

[Return To Table](#)


S111A		
Harness : MAIN_CAB		
Part Number : 954AM34		
Pin Number	Circuit Number	Function
1	J1939HN9	J1939-11/J1939-15
2	J1939LN9	J1939-11/J1939-15
3	F3F78	Gauge (Inst) Lamp
4	XC1B36	Cab Ground
5	F18B	Ignition Buss Feed



12-WAY HARNESS (A138)

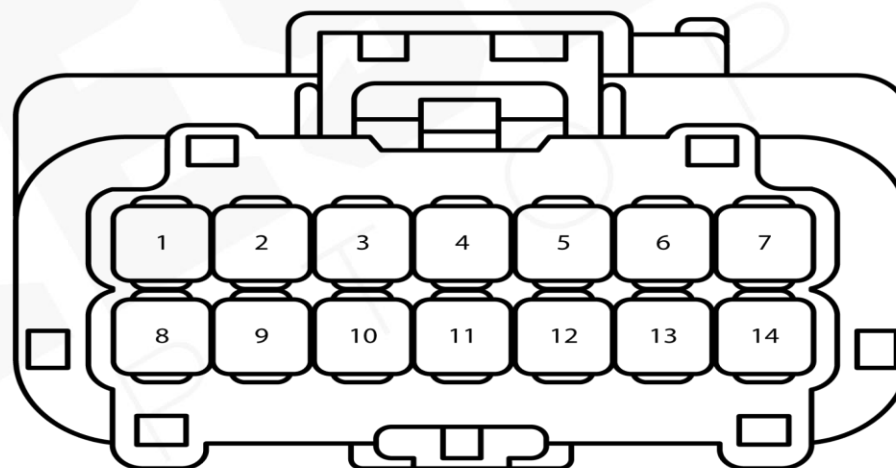
DEF PUMP

A138 - Aftertreatment Diesel Exhaust Fluid Pump		
Harness : UREA_TANK		
Part Number : 993376		
Pin Number	Circuit Number	Function
1	-	-
2	EMA51A1	Starting Aid (Ether, Preheat, Glow Plug)
3	EMA30A1	Starting Aid (Ether, Preheat, Glow Plug)
4	EMA54A4	Starting Aid (Ether, Preheat, Glow Plug)
5	-	-
6	-	-
7	-	-
8	EMA8A1	Starting Aid (Ether, Preheat, Glow Plug)
9	EMA48A2	Starting Aid (Ether, Preheat, Glow Plug)
10	EMA7A1	Starting Aid (Ether, Preheat, Glow Plug)
11	EMA44A2	Starting Aid (Ether, Preheat, Glow Plug)
12	EMA12A1	Starting Aid (Ether, Preheat, Glow Plug)



FCUT		
Harness : UREA_TANK		
Part Number :20734995		
Pin Number	Circuit Number	Function
1	-	Cab Ground
2	EMA46A1	-
3	EMA18A1	Starting Aid (Ether, Preheat, Glow Plug)
4	EMA50A3	Starting Aid (Ether, Preheat, Glow Plug)
5	EMA54A4	Starting Aid (Ether, Preheat, Glow Plug)
6	EMA20A1	Starting Aid (Ether, Preheat, Glow Plug)
7	EMA52A1	Starting Aid (Ether, Preheat, Glow Plug)
8	EMA4A1	Starting Aid (Ether, Preheat, Glow Plug)
9	EMA7A1	Starting Aid (Ether, Preheat, Glow Plug)
10	EMA8A1	Starting Aid (Ether, Preheat, Glow Plug)
11	EMA12A1	Starting Aid (Ether, Preheat, Glow Plug)
12	EMA44A1	Starting Aid (Ether, Preheat, Glow Plug)
13	EMA30A1	Starting Aid (Ether, Preheat, Glow Plug)
14	EMA51A1	Starting Aid (Ether, Preheat, Glow Plug)
FCUT		
Harness : FRONT_CHASSIS		
Part Number :20734993		
Pin Number	Circuit Number	Function
1	-	-
2	EMA46A1	Starting Aid (Ether, Preheat, Glow Plug)
3	EMA18A1	Starting Aid (Ether, Preheat, Glow Plug)
4	EMA50A3	Starting Aid (Ether, Preheat, Glow Plug)
5	EMA54A4	Starting Aid (Ether, Preheat, Glow Plug)
6	EMA20A1	Starting Aid (Ether, Preheat, Glow Plug)
7	EMA52A2	Starting Aid (Ether, Preheat, Glow Plug)
8	EMA4A1	Starting Aid (Ether, Preheat, Glow Plug)
9	EMA7A1	Starting Aid (Ether, Preheat, Glow Plug)
10	EMA8A1	Starting Aid (Ether, Preheat, Glow Plug)
11	EMA12A1	Starting Aid (Ether, Preheat, Glow Plug)
12	EMA44A2	Starting Aid (Ether, Preheat, Glow Plug)
13	EMA30A1	Starting Aid (Ether, Preheat, Glow Plug)
14	EMA51A1	Starting Aid (Ether, Preheat, Glow Plug)

**14 - WAY HARNESS
(FCUT)**

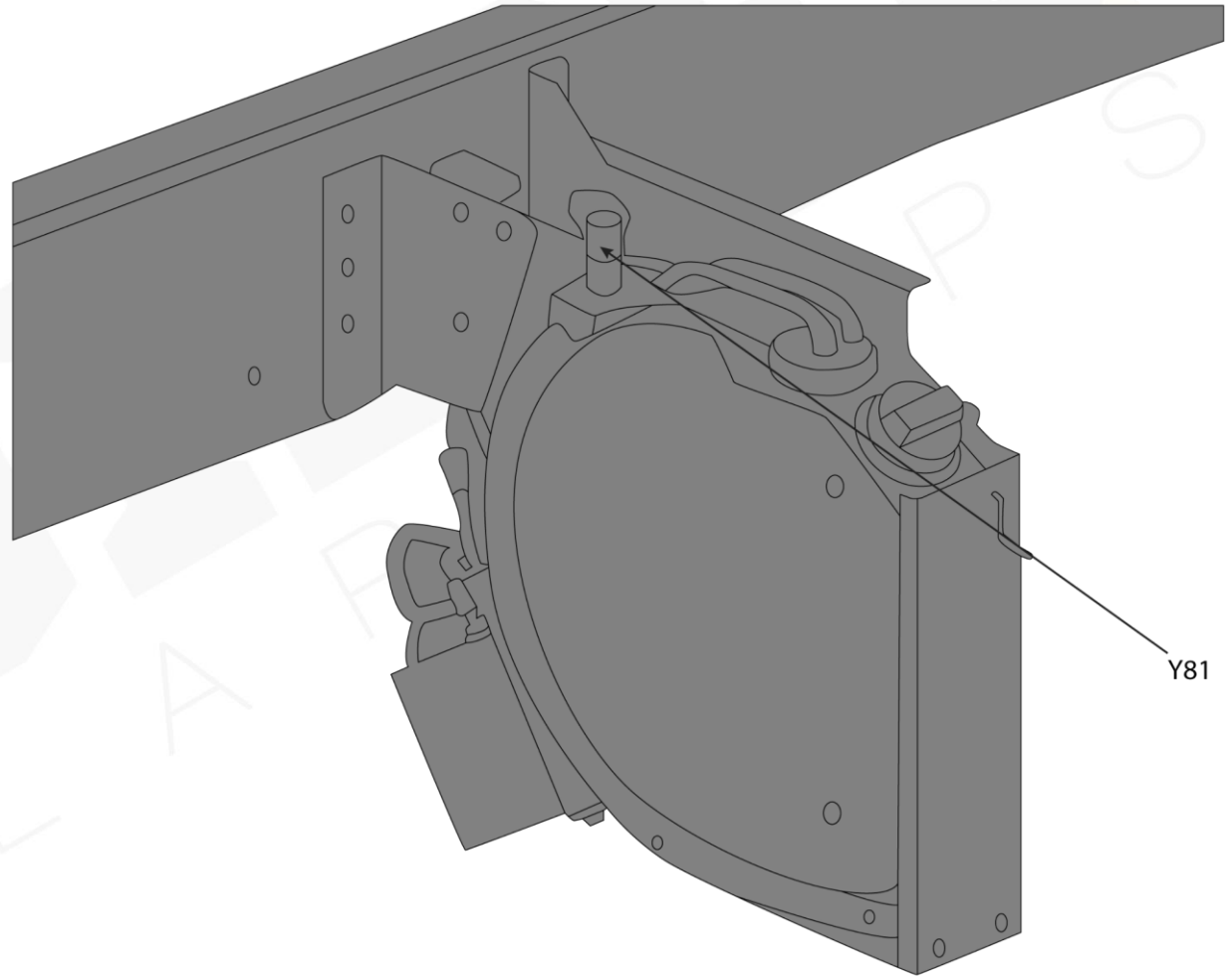


Aftertreatment Diesel Exhaust Fluid Line Heater 1[Return To Table](#)

R32 - Aftertreatment Diesel Exhaust Fluid Line Heater 1		
Harness : FRONT_CHASSIS		
Part Number : 954AM14		
Pin Number	Circuit Number	Function
A	EMA24A2	Starting Aid (Ether, Preheat, Glow Plug)
B	EMA52A4	Starting Aid (Ether, Preheat, Glow Plug)

Aftertreatment Diesel Exhaust Fluid Tank Heater Valve

[Return To Table](#)

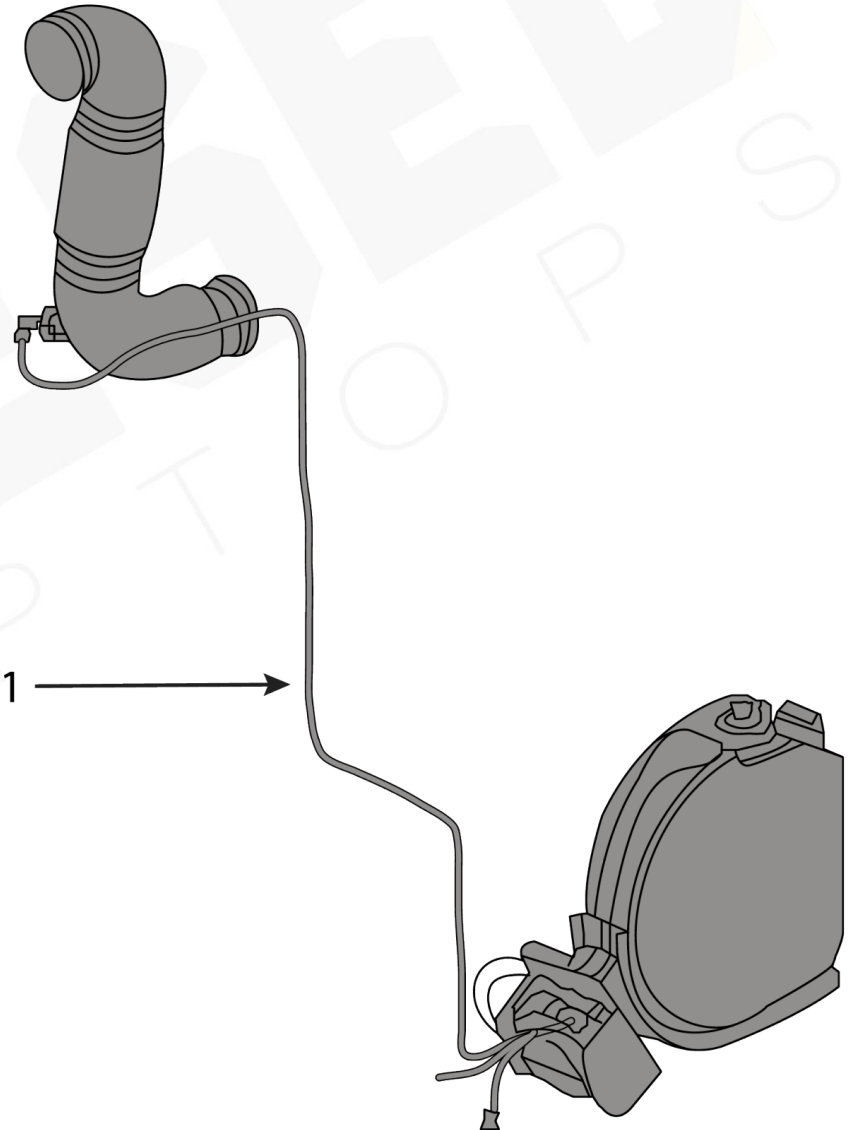


Y81		
Harness : UREA_TANK		
Part Number : 8086028		
Pin Number	Circuit Number	Function
1	EMA4A1	Starting Aid (Ether, Preheat, Glow Plug)
2	-	-
3	-	-
4	EMA52A3	Starting Aid (Ether, Preheat, Glow Plug)

Y81

Aftertreatment Diesel Exhaust Filter Fluid Line Heater #1

[Return To Table](#)

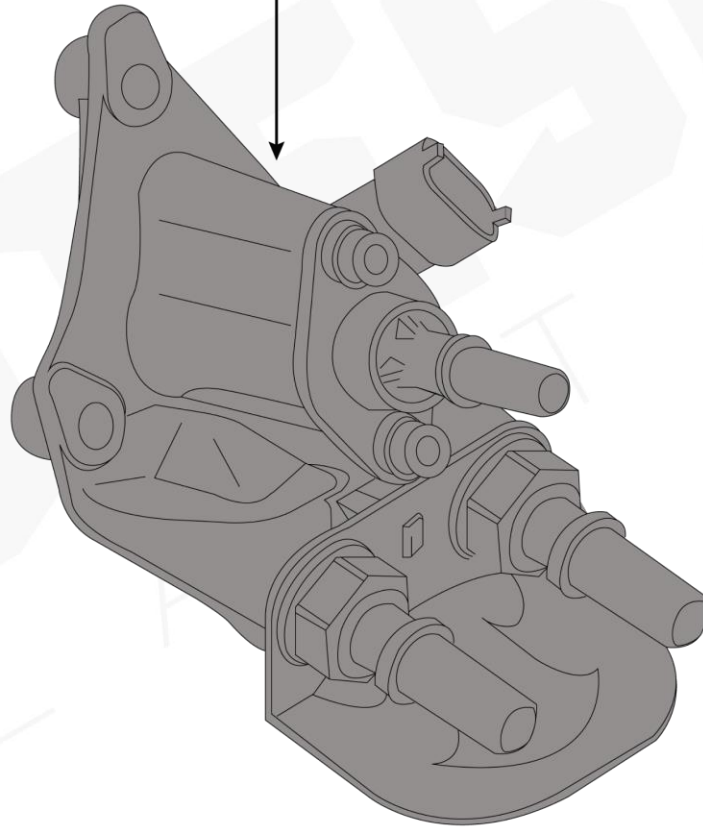


R31		
Harness : UREA_TANK		
Part Number : 954AM13		
Pin Number	Circuit Number	Function
A	EMA20A1	Starting Aid (Ether, Preheat, Glow Plu
B	EMA52A2	Starting Aid (Ether, Preheat, Glow Plu

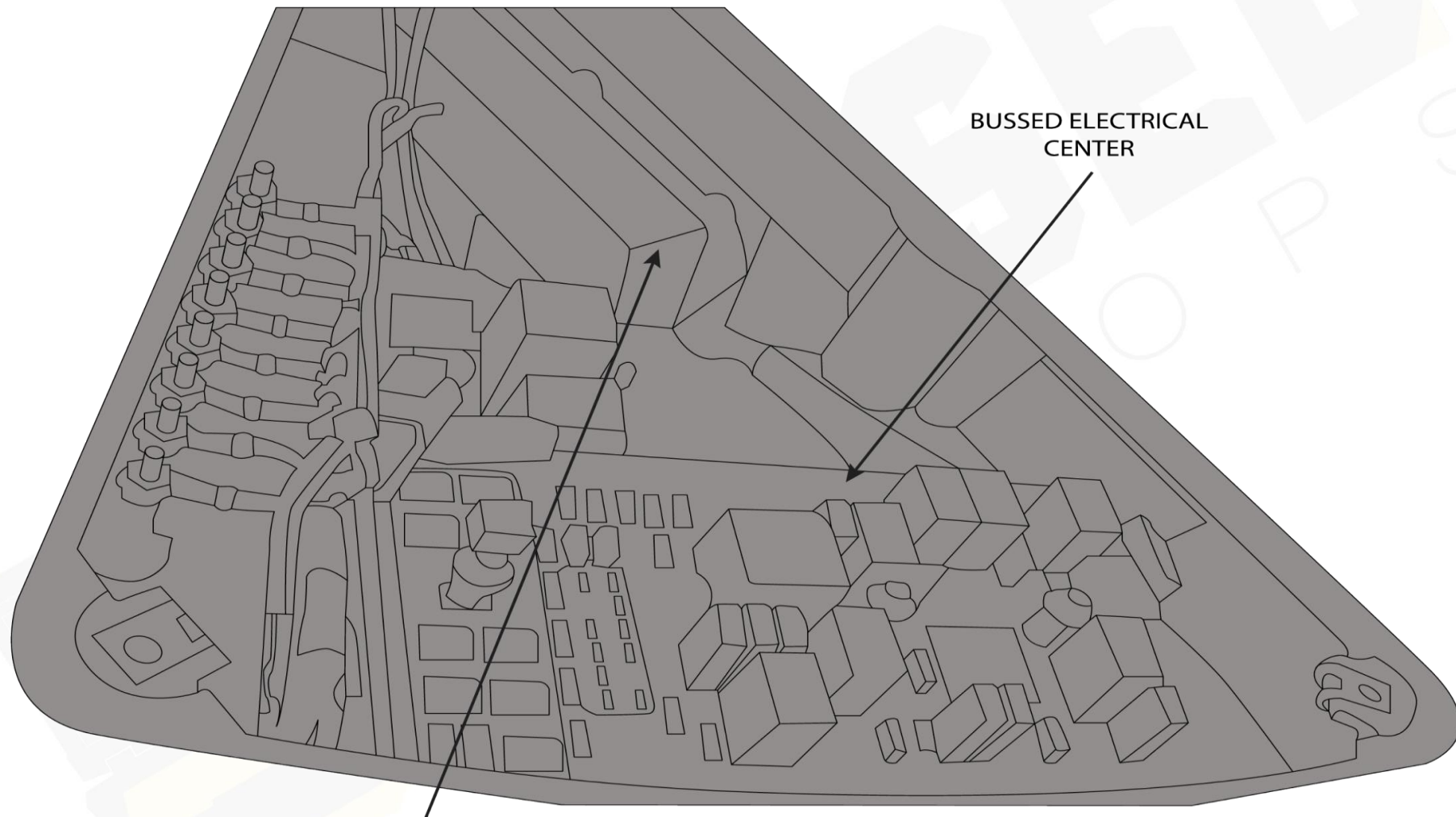
Aftertreatment DEF Dosing Valve

[Return To Table](#)

Y80



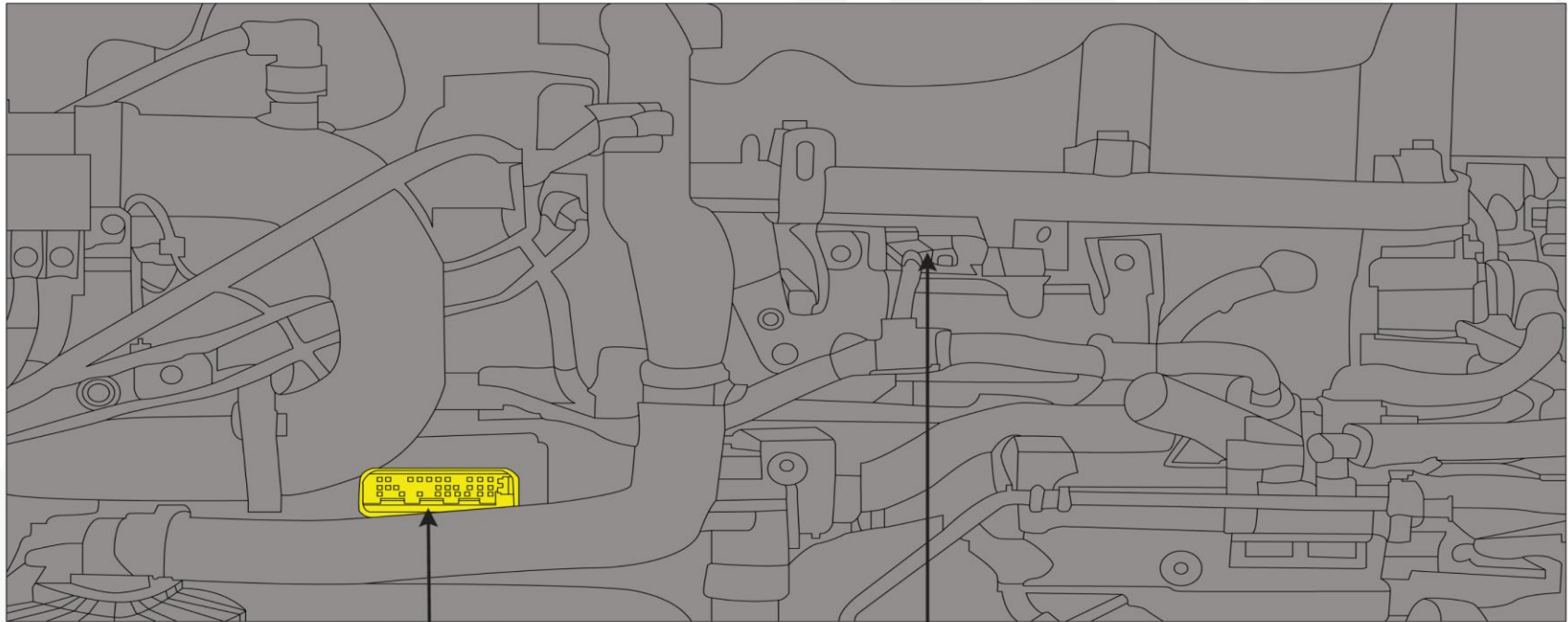
TOP CENTER OF DASH



BUSSED ELECTRICAL CENTER

VEHU (VECU) (BEHIND)

TOP LEFT REAR SIDE OF ENGINE

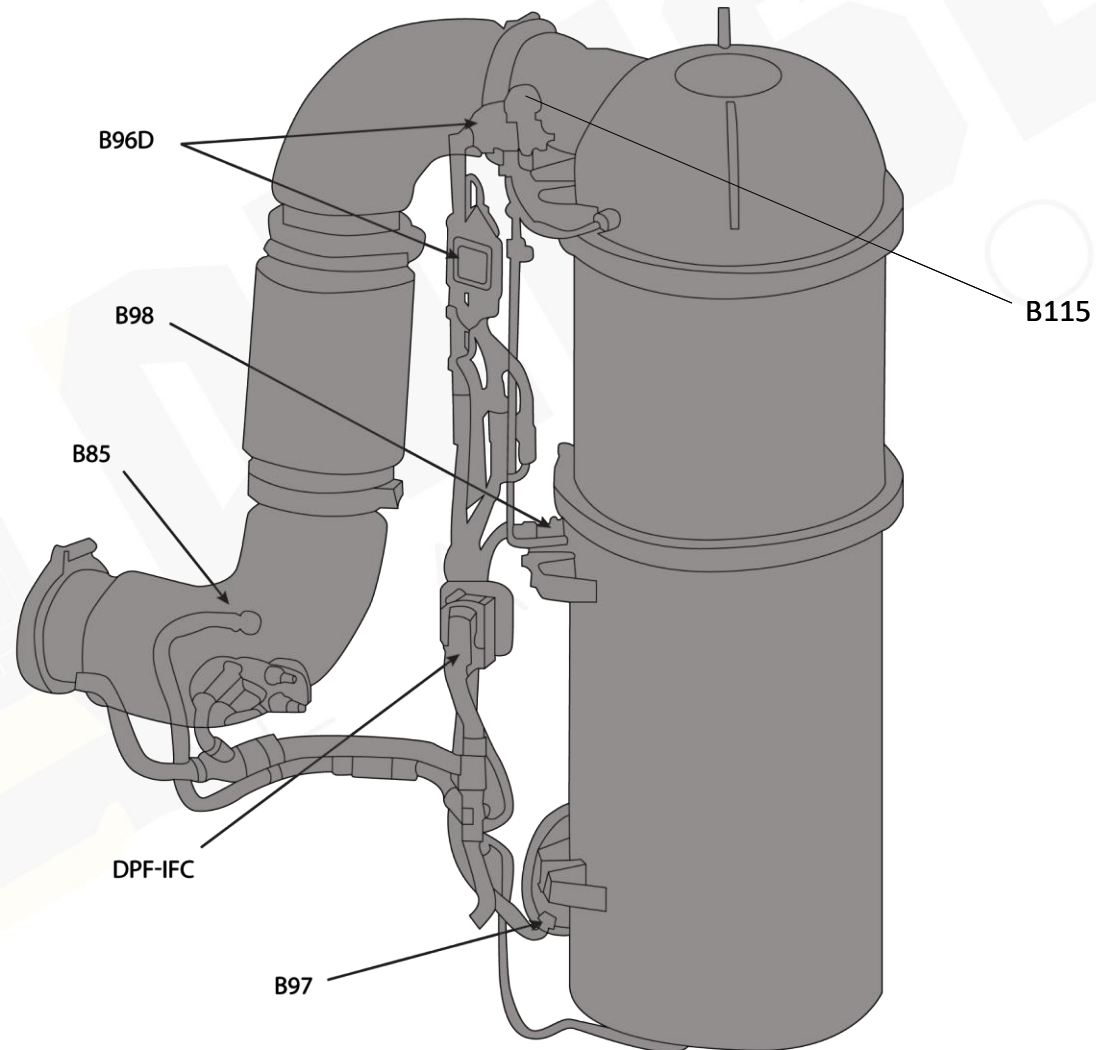


ENGINE INTERFACE

BOOST TEMPERATURE
SENSOR

- B115 - Aftertreatment Diesel Particulate Filter Differential Pressure Sensor
- B98 - Aftertreatment Diesel Particulate Filter Intake Temperature Sensor
- B97 - Engine Exhaust Gas Temperature Sensor
- B85- Aftertreatment Diesel Particulate Filter Outlet Temperature Sensor

(DPF RACEWAY)

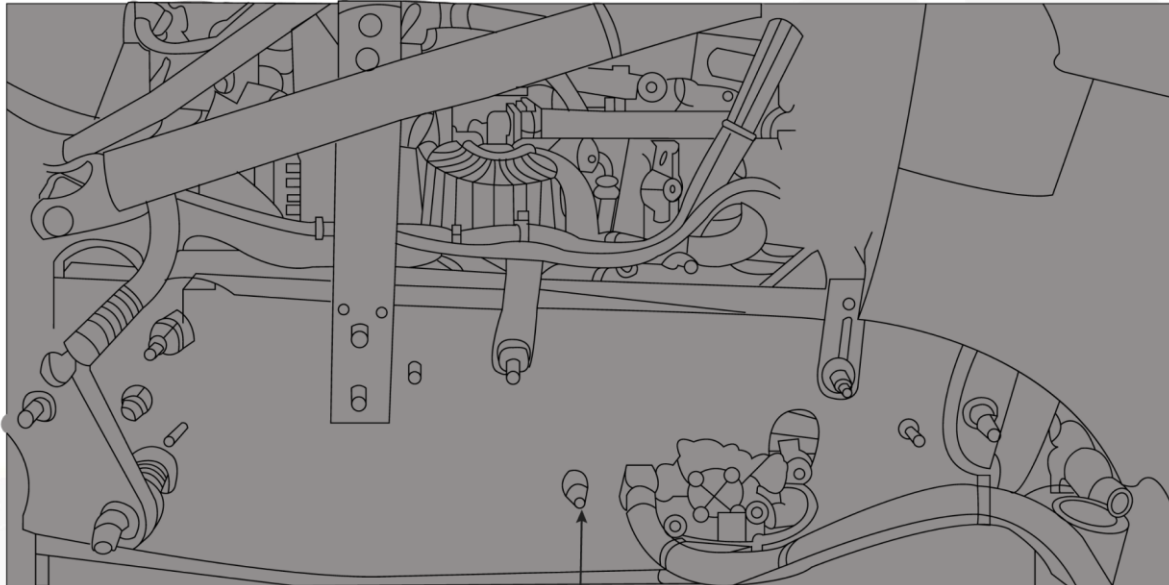


Aftertreatment Control Module

[Return To Table](#)

A137					
Harness : FRONT_CHASSIS					
Part Number : 20429842					
Pin Number	Circuit Number	Function			
			31	-	-
			32	-	-
1	J1587LN8	J1587/J1708	33	EMA33A1	Electronic Engine Control
2	J1939_3LB	J1939-11/J1939-15	34	EMA34A1	Electronic Engine Control
3	F69A	Ignition Buss Feed	35	-	-
4	EMA4A1	Electronic Engine Control	36	EM36A1	Electronic Engine Control
5	J1587HN8	J1587/J1708	37	EMA37A1	Electronic Engine Control
6	J1939_3HB	J1939-11/J1939-15	38	EMA38A1	-
7	EMA7A1	Electronic Engine Control	39	EMA39A1	Electronic Engine Control
8	EMA8A1	Electronic Engine Control	40	EMA40A1	Electronic Engine Control
9	EMA9A1	Electronic Engine Control	41	EMA41A1	Electronic Engine Control
10	J1939_2LN1	J1939-11/J1939-15	42	EMA42A1	Electronic Engine Control
11	-	-	43	EMA43A1	Electronic Engine Control
12	EMA12A1	Electronic Engine Control	44	EMA44A1	Electronic Engine Control
13	EMA13A1	Electronic Engine Control	45	EMA45A1	Electronic Engine Control
14	J1939_2HN1	J1939-11/J1939-15	46	EMA46A1	Electronic Engine Control
15	-	-	47	-	-
16	-	-	48	EMA48A1	Electronic Engine Control
17	EMA17A1	Electronic Engine Control	49	EMA49A1	Electronic Engine Control
18	EMA18A1	Electronic Engine Control	50	EMA50A2	Electronic Engine Control
19	-	-	51	EMA51A1	Electronic Engine Control
20	EMA20A1	-	52	EMA52A1	Electronic Engine Control
21	EMA21A1	Electronic Engine Control	53	EMA53A1	Electronic Engine Control
22	EMA22A1	Electronic Engine Control	54	EMA54A4	Electronic Engine Control
23	EMA23A1	Electronic Engine Control	55	EMA55A1	Electronic Engine Control
24	EMA24A1	Electronic Engine Control	56	EMA56A1	Electronic Engine Control
25	EMA25A1	Electronic Engine Control	57	XF1A29	Electronic Engine Control
26	EMA26A1	Electronic Engine Control	58	XF1A28	Electronic Engine Control
27	-	-	59	XF1A27	Electronic Engine Control
28	EMA28A1	Electronic Engine Control	60	F62B3	Battery Buss Feed
29	EMA29A1	Electronic Engine Control	61	F62B2	Battery Buss Feed
30	EMA30A1	Electronic Engine Control	62	F62B1	Battery Buss Feed

LEFT SIDE OF FRAME RAIL

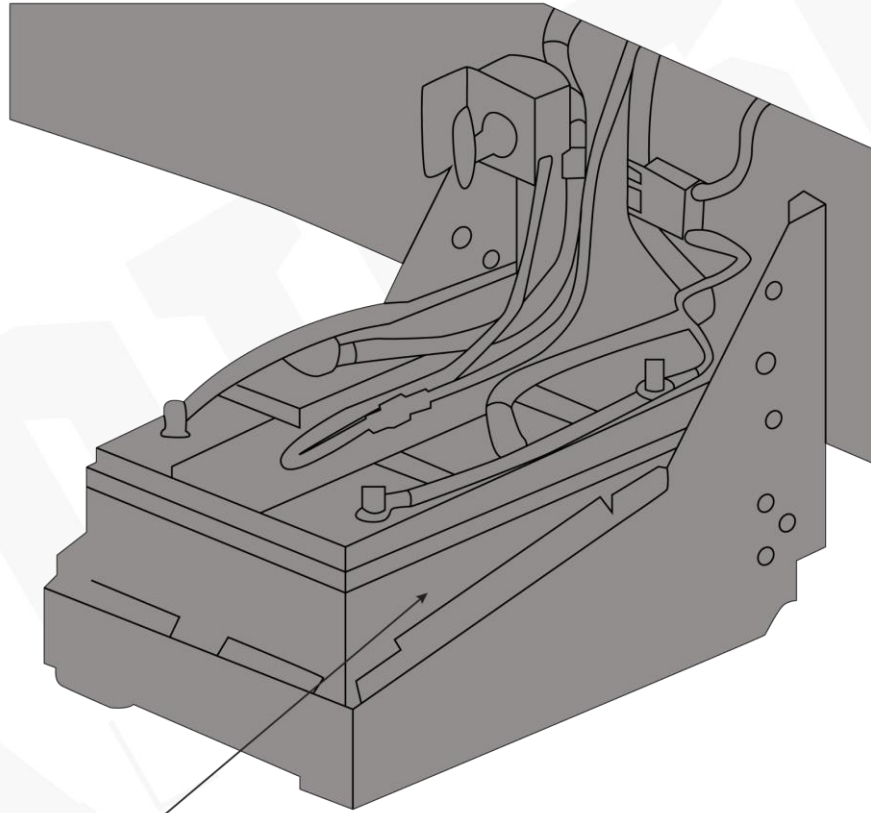


XF1 FRAME RAIL STUD

FCAE		
Harness : FRONT_CHASSIS		
Part Number : 8397837		
Pin Number	Circuit Number	Function
A	XF1A1	Battery Ground
B	FB07A1	Battery buss feed
FCAE		
Harness : ACM_EXTENSION		
Part Number : 8397839		
Pin Number	Circuit Number	Function
A	XF1A1	Battery Ground
B	FB07A1	Battery buss feed

Battery

G01



Eat System Fuse

[Return To Table](#)

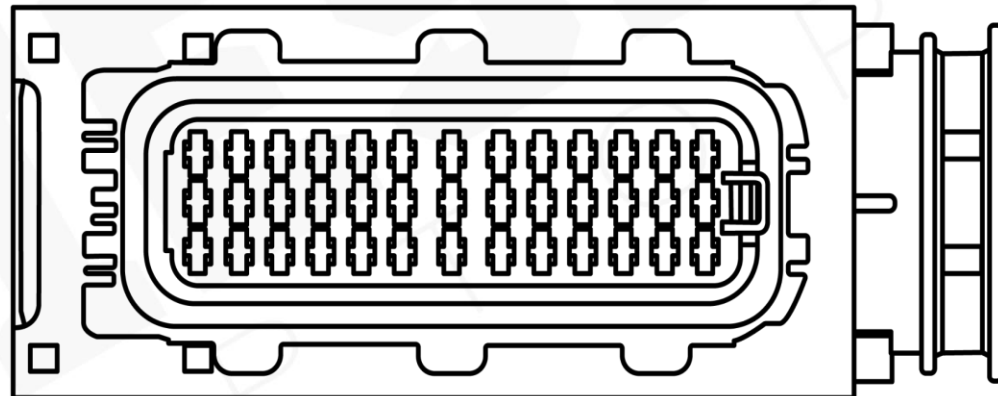
FB07 - Eat System Fuse		
Harness : ACM_EXTENSION		
Part Number : 954AM34		
Pin Number	Circuit Number	Function
A	FM3G	Battery Buss Feed
B	FB07A1	Battery Buss Feed

Eat System Fuse[Return To Table](#)

FB08 - Eat System Fuse		
Harness : FRONT_CHASSIS		
Part Number : 954AM34		
Pin Number	Circuit Number	Function
A	FM4G	Battery Buss Feed
B	FB08A1	Battery Buss Feed

X11		
Harness : FRONT_CHASSIS		
Part Number : 20567733		
Pin Number	Circuit Number	Function
1	J1939HBA; J1939HB	J1939-11/J1939-15
2	J1587HN1	J1587/J1708
3	J1939HB17	J1939-11/J1939-15
4	J1939LBA, J1939LB	J1939-11/J1939-15
5	J1587LN1	J1587/J1708
6	J1939LB17	J1939-11/J1939-15
7	-	-
8	CB17	Electronic Engine Control
9	-	-
10	-	-
11	-	-
12	-	-
13	F38A4	Ignition Buss Feed
14	-	-
15	F38A3	Ignition Buss Feed
16	-	-
17	-	-
18	EM18	Low Coolant Lamp
19	-	-
20	-	-
21	F43A2	Ignition Buss Feed
22	-	-
23	F53B	Heater/AC (Cab)
24	-	-
25	F41A1	Key Switch Feed
26	-	-
27	XC1G3	Cab Ground
28	EM28	Low Coolant Lamp
29	-	-
30	-	-
31	XC1G4	Cab Ground
32	-	-
33	F43B3	Fan Control
34	-	-
35	F7E	Starter Relay and Controls
36	-	-
37	F45A	Ignition Buss Feed
38	-	-
39	XC1G5	Cab Ground

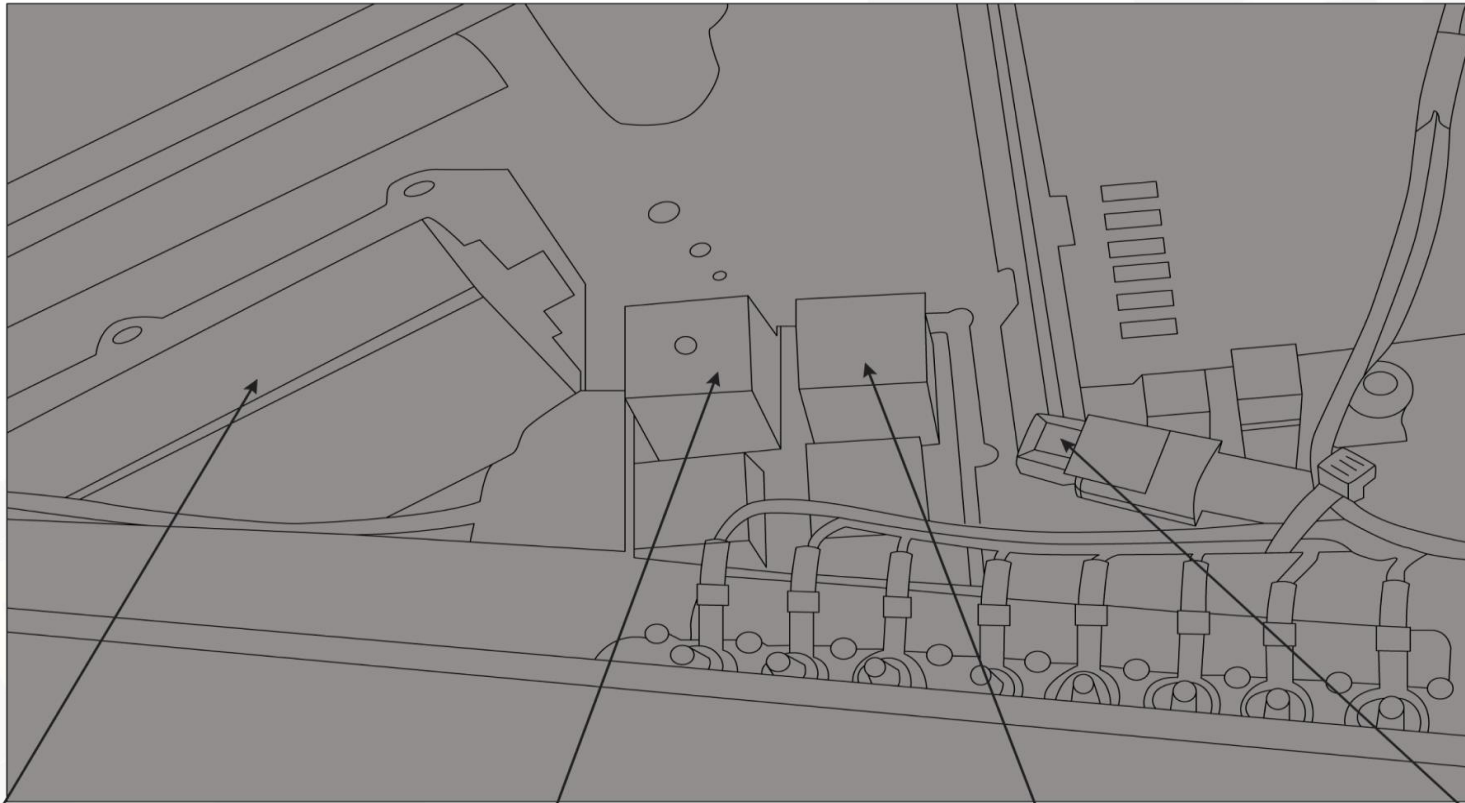
39-WAY HARNESS
(X11)



Can Bus Termination Resistor

[Return To Table](#)

(TOP CENTER OF DASH)



BENDIX
ABS ECU

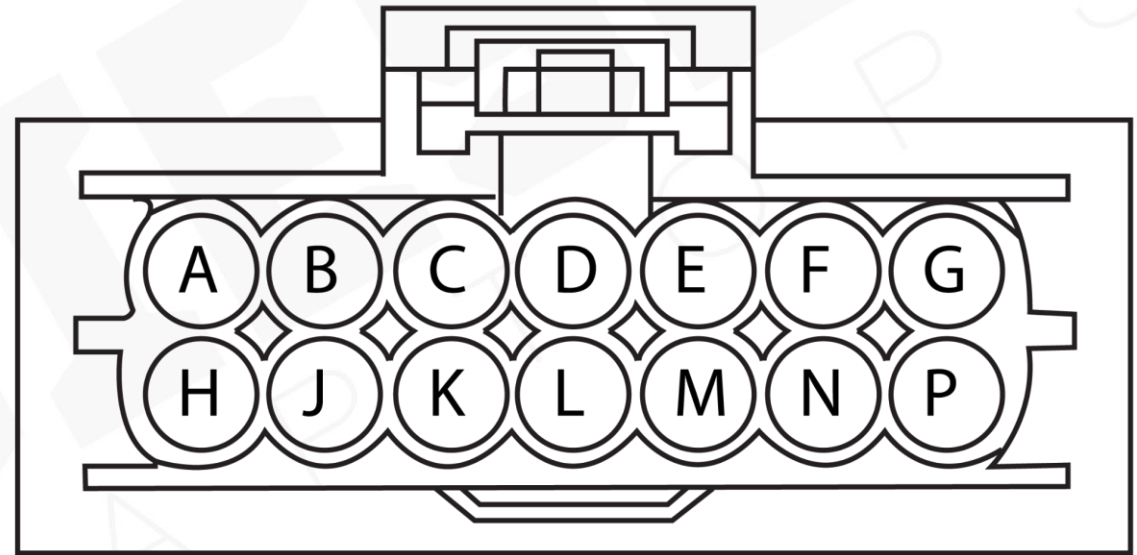
FLASHER CONTROL UNIT

DAYTIME RUNNING
LIGHTS (DRL) CONTROL UNIT

TERMINATION
J1939 RESISTOR


14 WAY HARNESS
(EPDMC)

EPDMC		
Harness : FRONT_CHASSIS		
Part Number : 954AM34		
Pin Number	Circuit Number	Function
A	F52A	Brake Wear Sensor
B	F4D10; F4D4	Turn (Directional)
C	F42B2	Back Up
D	F42B3	Back Up
E	F4C10; F4C4	Turn (Directional)
F	-	-
G	F36B1	Horn
H	F42A	Ignition Buss Feed
J	F44A	Air Dryer
K	F46A1	-
L	F43A1	Ignition Buss Feed
M	F38A5	Ignition Buss Feed
N	F51B	Headlamps
P	F50B	Headlamps



12 - WAY HARNESS (DHFC)

DHFC		
Harness : FRONT_CHASSIS		
Part Number : 954AM34		
Pin Number	Circuit Number	Function
A	XC1F2	Cab Ground
B	HC4	Windshield Washer
C	F46A1	-
D	F3B14	Park
E	-	-
F	HB5	Pyrometer
G	F21A2	Windshield Wipers
H	F21C	Windshield Wipers
J	F21D	Windshield Wipers
K	F21H	Windshield Wipers
L	F21B	Windshield Wipers
M	HB4	Pyrometer



Engine Control Module

[Return To Table](#)

A14.EA
(62-Pin Connector)

